

## Panasonic KX-NS700

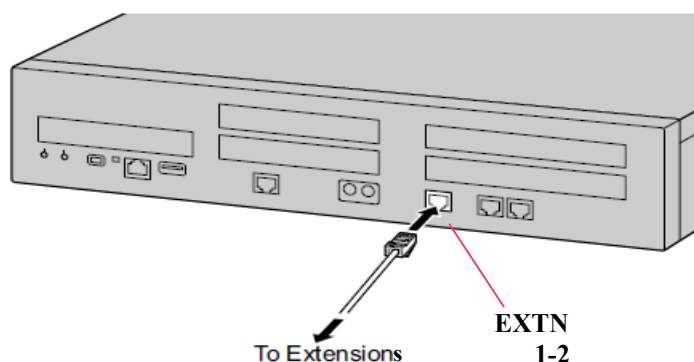
### Wiring for the 2 Built In Digital Station Ports

#### Telquest Tech Support

#### 4.3.4 DLC2 in the Main Unit (installed by default)

##### Function

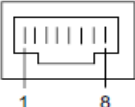




- 2 digital extension ports for DPTs and PT-interface CSs.

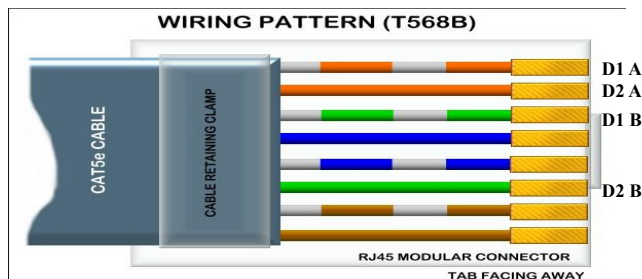


Extensions 101 & 102

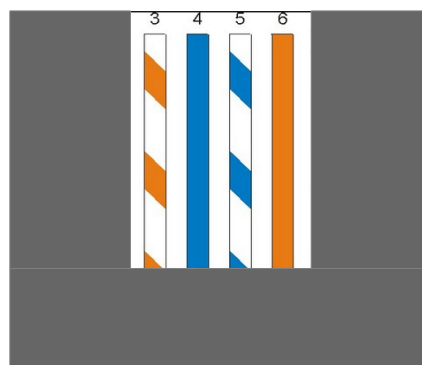
##### Pin Assignments

For DLC port

	No.	Signal Name	Function
	1	D1 A	Data port 1 (Low) 
	2	D2 A	Data port 1 (High) 
	3	D1 B	Data port 2 (Low) 
	4	Reserved	—
	5	Reserved	—
	6	D2 B	Data port 2 (High) 
	7	Reserved	—
	8	Reserved	—



**Remember that you need to use pins 3 and 6 in the RJ-11 type jack.**



**RJ-11 Jack**